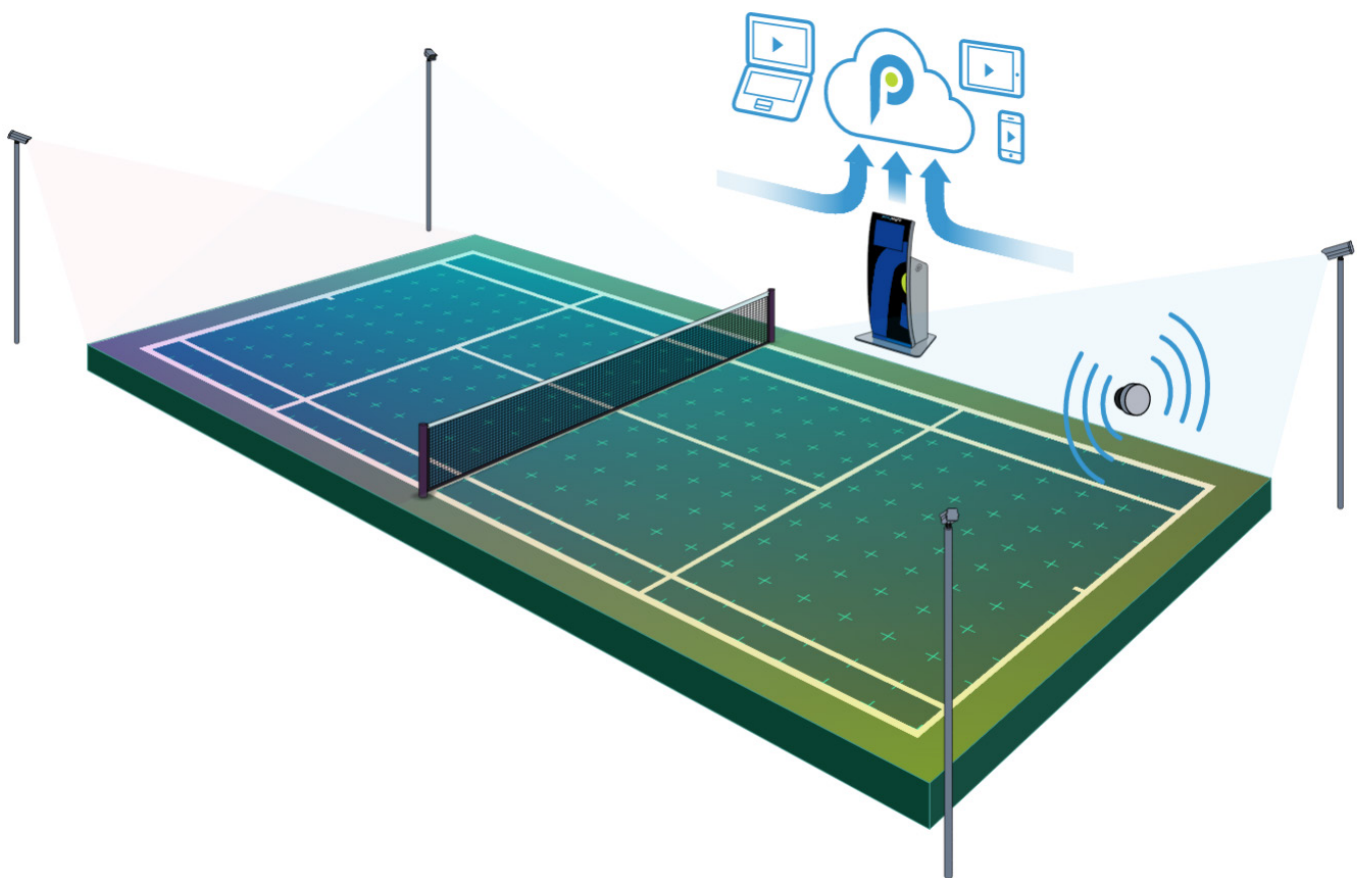


PLAYSIGHT SMARTCOURT

A SmartCourt consists of permanently installed high-performance cameras that are connected to the PlaySight cloud and the internet. This connection turns any court into a SmartCourt. The cameras communicate with each other to track all player and ball movement, call lines, and gamify tennis training and competition.

SmartCourts can live stream, record all video, offer elite-level data and analytics, coaching and performance tools, and much more. Training and playing on a SmartCourt gives you an edge - which we call the #PlaySightEdge.

And everything that happens on a SmartCourt is automatically uploaded to the PlaySight cloud. You can access your PlaySight video, stats, and account on-court, online, or through PlaySight's app.

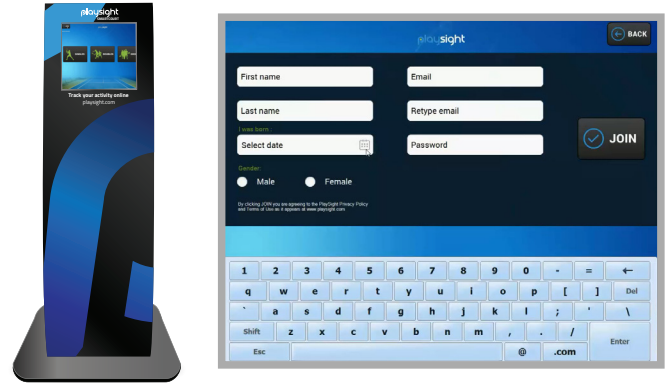


ON-COURT

JOINING

On the SmartCourt kiosk, simply click the JOIN button located in the top left corner and input your personal information (and a six character or longer password of your choice).

Make sure you set your password to something that you will remember each time you step on a SmartCourt. Once you enter all of your information and click JOIN, you will be able to enjoy all of the features that come with our SmartCourt technology!



PLAYING

VIDEO: USING THE SMARTCOURT KIOSK



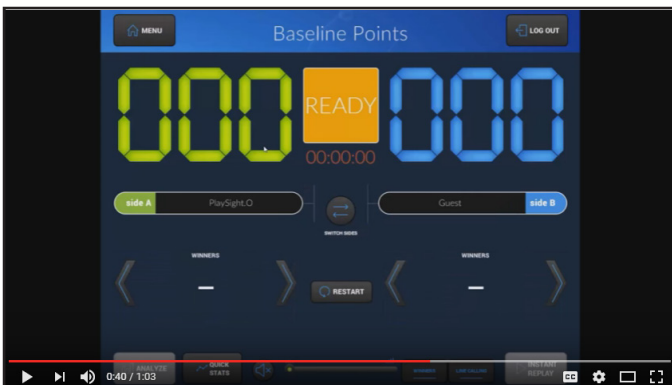
Click the image to watch

VIDEO: SMARTCOURT TENNIS DRILLS



Click the image to watch

VIDEO: BASELINE POINTS MODE



Click the image to watch

VIDEO: PLAYFAIR CHALLENGE MODE



Click the image to watch

ONLINE

JOINING

Online at PlaySight.com, simply click SIGN UP in the top right of the home page menu bar.

You will then be prompted to enter your personal information - make sure to click to sign up for the PlaySight newsletter, as you will then get access to monthly tips, new training videos, and ways to get the most out of your PlaySight account and the SmartCourt experience.

Once you are a PlaySight member, you will be able to LOG IN to your PlaySight account by clicking in the top right of the home page menu bar any time you visit PlaySight.com.

VIDEO: HOW TO USE PLAYSIGHT.COM



Click the image to watch

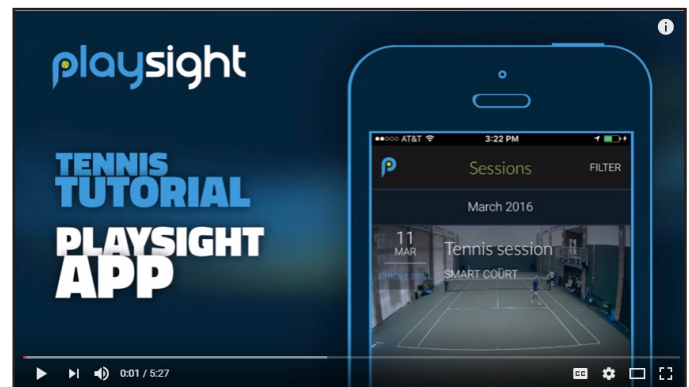
MOBILE APP

JOINING

To download the free PlaySight App, search PLAYSIGHT in either the App Store or the Google Play Store. The PlaySight App is available for both iOS and Android devices.

You will then be prompted to enter your personal information - enter your name, email, and select a six character password. Make sure to also fill in your date of birth, your handedness (right or left), and your gender. Click SIGN UP and you are good to go!

VIDEO: HOW TO USE THE PLAYSIGHT APP



Click the image to watch

